

Liberty Sewage Pumps

LE50-Series Submersible Sewage Pumps



Overview:

- ½ hp
- 2" Discharge
- 2" Solids-Handling

Sporting a new tough powder coat finish over heavy cast iron housings, Liberty's LE50-series is a commercial-grade workhorse for residential and light commercial sewage applications. Its efficient ½ hp motor with permanently lubricated bearings, stainless steel fasteners and quick-disconnect power cord design make this a favorite choice among plumbing professionals. Other features include piggyback style switches on automatic models, 2" solids-handling ability and a shut-off head of 25 feet.

FEATURES:

- Heavy cast iron construction
- Oil filled, thermally protected motor
- Permanently lubricated bearings
- 2-vane, corrosion resistant *HYTREL® impeller
- All stainless steel fasteners and rotor shaft
- Quick-disconnect 10' standard power cord allows replacement of cord in seconds without breaking seals to motor. (25' length optional)

LE70-Series Submersible Sewage Pumps



Overview:

- ¾ hp
- 2" or 3" Discharge
- 2" Solids-Handling

Liberty's LE70-series is a ¾ hp sewage pump with 2" solids-handling capability. Constructed of heavy cast iron with a tough epoxy powder coat finish, stainless steel fasteners and rotor shaft, the LE70 is designed for durability. Its quick-disconnect cord design allows for easy interchange of power cords in 10' and 25' lengths. Available in 2" or 3" discharge configurations and a wide range of voltages.

Features:

- Rugged 2 vane, semi-open cast iron impellers
- Cast iron housings and volute with all stainless and brass fasteners
- 416 stainless steel rotor shaft
- Oil-filled, hermetically sealed motors
- Built-in thermal protection on single phase models
- 2" or 3" flanged discharge
- Permanently lubricated upper and lower ball bearings
- Unitized shaft seals
- Single float mechanical level control with series plug for manual bypass operation—standard on single-phase automatic models
- Adjustable pumping range
- Quick-disconnect 10' standard power cord allows replacement of cord in seconds without breaking seals to motor. (25' length optional)

Liberty Sewage Pumps

LE100-Series Submersible Sewage Pumps



Overview:

- 1 hp
- 2" or 3" Discharge
- 2" Solids-Handling

Liberty's LE100-series is a 1 hp sewage pump with 2" solids-handling capability. Constructed of heavy cast iron with a tough epoxy powder coat finish and stainless steel fasteners, the LE100 is designed for years of trouble-free performance. Its quick-disconnect power cord allows for easy interchange and is available in 10' and 25' lengths. The LE100 can be ordered in 2" or 3" discharge configurations and a wide range of voltages.

Features:

- Rugged 2 vane, semi-open cast iron impellers
- Cast iron housings and volute with all stainless and brass fasteners
- 416 stainless steel rotor shaft
- Oil-filled, hermetically sealed motors
- Built-in thermal protection on single phase models
- 2" or 3" flanged discharge
- Permanently lubricated upper and lower ball bearings
- Unitized shaft seals
- Single float mechanical level control with series plug for manual bypass operation—standard on single-phase automatic models
- Adjustable pumping range
- Quick-disconnect 10' standard power cord allows replacement of cord in seconds without breaking seals to motor. (25' length optional)

LEH100-Series High Head Sewage Pump



Overview:

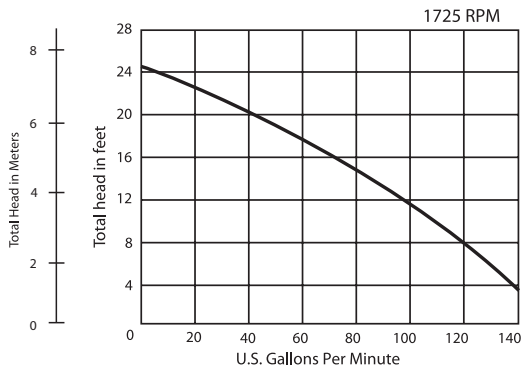
The LEH100 by Liberty is a high head 2" solids-handling sewage pump. Built on the same platform as the LE100-Series, the LEH100 features all heavy cast iron housings, stainless steel fasteners and Liberty's quick-connect power cord design. Available in 2" or 3" discharge and a variety of voltages, the LEH100 has a maximum head of 53 feet and is backed by Liberty's 2-year warranty.

Features:

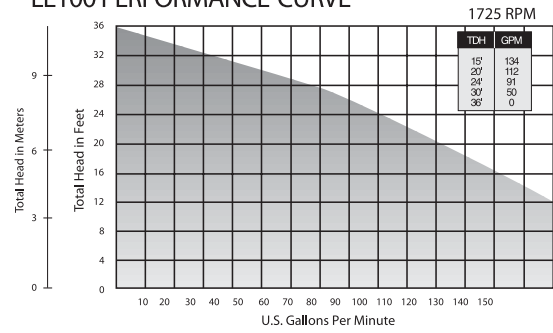
- Rugged 2 vane, semi-open cast iron impellers
- Cast iron housings and volute with all stainless and brass fasteners
- 416 stainless steel rotor shaft
- Oil-filled, hermetically sealed motors
- Built-in thermal protection on single phase models
- 2" or 3" flanged discharge
- Permanently lubricated upper and lower ball bearings
- Unitized shaft seals
- Single float mechanical level control with series plug for manual bypass operation—standard on single-phase automatic models
- Adjustable pumping range
- Quick-disconnect 10' standard power cord allows replacement of cord in seconds without breaking seals to motor. (25' length optional)

Liberty LE Series Performance Curves

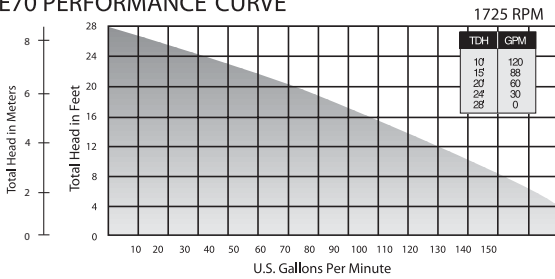
LE50 PERFORMANCE CURVE



LE100 PERFORMANCE CURVE



LE70 PERFORMANCE CURVE



LEH100 PERFORMANCE CURVE

